

















WEATHERWASH COATINGS: BARNWOOD COLOR CHART



BARNWOOD STAIN ON WOOD SPECIES

 <p>WHITE OAK</p>	 <p>ELM</p>	 <p>RED OAK</p>	 <p>DOUGLAS FIR</p>
 <p>MAHOGANY</p>	 <p>WALNUT</p>	 <p>WHITE PINE</p>	 <p>KNOTTY PINE</p>
 <p>HICKORY</p>	 <p>BIRCH</p>	 <p>ELM</p>	 <p>RED CEDAR - ROUGH</p>
 <p>MAPLE</p>	 <p>ALDER</p>	 <p>DOUG FIR - VG</p>	 <p>RED CEDAR</p>



WEATHERWASH
THE NATURAL WAY TO WEATHER WOOD